



KRS MULTIPRO PVT LTD



100% Organic Agro Products Range
Effect without any residue



भारत को 15 कृषि-जलवायु क्षेत्रों के साथ एक बड़ी कृषि योग्य भूमि होने का गौरव प्राप्त है, जैसा कि आईसीएआर (भारतीय कृषि अनुसंधान परिषद) द्वारा परिभाषित किया गया है, यहाँ लगभग सभी प्रकार की मौसम और मिट्टी के विभिन्न प्रकार मिलते हैं जो विभिन्न प्रकार की फसलें उगाने के लिए उपयुक्त हैं। भारत दूध, मसाले, दालें, चाय, काजू और जूट का शीर्ष उत्पादक है, और चावल, गेहूं, तिलहन, फल और सब्जियां, गन्ना और कपास का दूसरा सबसे बड़ा उत्पादक है। इन सभी तथ्यों के बावजूद भारत में कई फसलों की औसत उत्पादकता काफी कम है। अगले दशक में हमारे देश की आबादी दुनिया में सबसे बड़ी होने की उम्मीद है और उनके लिए भोजन उपलब्ध कराना एक बहुत ही प्रमुख मुद्दा होगा। किसान अभी भी सम्मानजनक कमाई नहीं कर पा रहे हैं। खेती में उपज बढ़ाने के लिए सिंथेटिक उर्वरकों का उपयोग मिट्टी को बुरी तरह प्रभावित करता है। रासायनिक उर्वरकों का उत्पादन अकार्बनिक पदार्थों से कृत्रिम रूप से किया जाता है। चूंकि वे कृत्रिम रूप से अकार्बनिक पदार्थों से तैयार किए जाते हैं, उनमें कुछ हानिकारक एसिड होते हैं, जो मिट्टी में पाए जाने वाले सूक्ष्मजीवों के विकास को रोक देते हैं जो प्राकृतिक रूप से पौधों की वृद्धि के लिए सहायक होते हैं।

जैविक खाद प्राकृतिक रूप से उपलब्ध खनिज स्रोत हैं जिनमें पर्याप्त मात्रा में पौधों के लिए आवश्यक पोषक तत्व होते हैं। वे सिंथेटिक उर्वरकों से जुड़ी समस्याओं को कम करने में सक्षम हैं। वे मिट्टी की उर्वरता बनाए रखने के लिए सिंथेटिक उर्वरकों के बार-बार उपयोग की आवश्यकता को कम करते हैं। वे धीरे-धीरे पोषक तत्वों को मिट्टी के घोल में छोड़ते हैं और फसल के पौधों के स्वस्थ विकास के लिए पोषक तत्वों का संतुलन बनाए रखते हैं। वे मिट्टी के रोगाणुओं के एक प्रभावी ऊर्जा स्रोत के रूप में भी कार्य करते हैं जो बदले में मिट्टी की संरचना और फसल की वृद्धि में सुधार करते हैं।

India is blessed with large arable land with 15 agro-climatic zones as defined by ICAR (Indian Council of Agricultural Research) having almost all types of weather conditions, soil types and capable of growing a variety of crops. India is the top producer of milk, spices, pulses, tea, cashew and jute, and the second-largest producer of rice, wheat, oilseeds, fruits and vegetables, sugarcane and cotton. In spite of all these facts, the average productivity of many crops in India is quite low. The country's population in the next decade is expected to become the largest in the world and providing food for them will be a very prime issue. Farmers are still not able to earn respectable earnings. The use of synthetic fertilizers to enhance the produce in farming affects the soil badly. Chemical fertilizers are produced synthetically from inorganic materials. Since they are prepared from inorganic materials artificially, they have some harmful acids, which stunt the growth of microorganisms found in the soil helpful for plant growth naturally.

Organic fertilizers are naturally available mineral sources that contain sufficient amount of plant essential nutrients. They are capable of mitigating problems associated with synthetic fertilizers. They reduce the necessity of repeated application of synthetic fertilizers to maintain soil fertility. They gradually release nutrients into the soil solution and maintain nutrient balance for healthy growth of crop plants. They also act as an effective energy source of soil microbes which in turn improve soil structure and crop growth.

Agro King

1. International Patent Recognition, ICMR (Indian Agriculture & Others) Research Council) The only world with more than 16 elements has state-of-the-art organic production
2. For all types of crops and different soils and for balanced crops development products
3. Regular and balanced growth of each part of the crop



AGRO KING

How to use Agro King

1. Spray 2 ml 1 liter of water (in primary stage)
2. 3 ml / 1 liter at flowering and fruiting stage (spray every 20 days)
3. Drip Irrigation: 1) All spread of vegetable, soybean, onion, cotton, fruit etc. 500 ml per acre (every 25 days)
4. Sugarcane, Banana, Papaya, Grapes, Pomegranate etc. 1 liter per acre (every 20 days)
5. Seed Treatment: For seed treatment, take spray of Agro King @ 5 ml per 1 liter of water.

Benefits of regular use of Agro King

1. Regular and balanced growth of each part of the crop
2. Due to seed processing by Agro King, the seed germination rate increases and the crops are protected against fungus. also protects against diseases
3. Nutrients in Agro King go directly through the bandage veins. and reaches the cells Participates in essential biochemistry to meet various crop requirements
4. Protein excretion, nucleic acid production, photosynthesis, cell growth and regeneration hormone production I help in kargar de khada sanskar etc. Which helps in maintaining good growth and good health of the crop
5. Due to the regular and direct supply of various nutrients in it, the leaves become darker green, more fresh. They overall produce food at a good stamina. Dress in all stages of development. There should be no shortage of elements and overall growth is visible
6. In the flowering stage, flowering is increased by the use of Agro King. and they grow into big and healthy flowers is transformed
7. Fools remain disease free. And with good growth and development of flowers, they turn into large size fruits. Therefore, the smaller size of the fruit and the time of fruit ripening are reduced.
8. Due to the regular use of Agro King, free microorganisms such as Agtobacter around the plants. rhizobium, When, the situation is ready, etc. It converts nitrogen, phosphorous, and other complex macrophages to be edible by plants.
9. As the supply of various essential values of the soil improves. So the fertility of the soil increases
10. Grapes, pomegranates and Videha flowers and fruits, for agricultural production grown for export (Capsicum and other Provides an increase in the quality (colour, weight, brightness) of vegetables etc.
11. Agro King is 100% organic, free from toxic chemical residues





Soil Gold

1- Soil Gold Soil health is the most important component of agriculture. In addition to supporting the growth of crops, soils contribute significantly to the overall development of plants with various nutrient and water supplies.

2- But today agriculture has become saline and barren due to excessive use of chemical fertilizers and pesticides in 40- to 50 years.

Let's revive farming..... ! It means reviving the soil !

- 1- Repair soil damage.
 - 2- Reduction in salinity by rapid decomposition of excess chemical fertilizers.
 - 3- Porous soil.
 - 4- Creating favorable conditions for the formation of microbillion ecosystems in the soil.
- For all this we are offering an excellent product at your service.

Benefits of regular use of Soil Gold

Contains a set of natural components essential for natural soil health, its benefits are

- 1- With regular use, the toxin content in the soil can be reduced, With regular use, toxin content in soil can be reduced Improves the carbonyl carbon:nitrogen ratio resulting in easier ecosystem formation of such microorganisms.
- 2- By means of these microorganisms, unnecessary and extra elements in the soil, they undergo hydrolysis which improves the soil surface and makes it finer.
- 3- Soil control, due to the fineness and compactness of the soil, the toxic organisms are destroyed and the number of bacteria increases.
- 4- Makes the soil more fertile and gives higher yields.
- 5- Other biological factors increase the number of values. It also shows improvement in flower growth and fruit set.
- 6- It helps in increasing the yield by accelerating the growth of the crop.

How to use Soil Gold ?

For all kinds of vegetables, fruits, buds, soybeans, cotton and other crops.

- 1- While plowing the field before sowing - 500 g/acre
- 2- Flowering stage - 500 g/acre.

For crops like Banana, Sugarcane, Papaya, Grapes, Pomegranate, Mango etc

- 1- While plowing the field before sowing - 1kg/acre.
- 2- Flowering stage - 1kg/acre.
- 3- Fruit in ripeness- 1kg/acre.

Medium of use of silver gold

- 1- Fixed quantity + 200 to 400 liters of water through drip irrigation 2 (fixed quantity) + 20 kg decomposed manure / farm soil / sand.



SPA-82

1. For effective use of various agricultural medicines it is necessary that Ensure proper supply of nutrients
2. Effective nutrition of nutrients through the pores of the bandage To achieve the desired result by transporting in a manner for. Use of super spreader is necessary



SPA-82

Spa 82 Ways To Use

With all spray/damp/drip products 1 ml /per litre. apply water

spa 82 ke niyमित upyog ke laabh

1. Helps in absorption of all types of agri inputs (growth promoters, pesticides etc.) inside the leaves
2. When sprayed, it spreads over the entire surface of the leaves, and is necessary inside the leaves. access to nutrients
3. The silicon present in it also acts as a nutrient in a way.
4. Increased absorption of pesticides and growth hormones results in even lower doses
5. When done through drip, it keeps the magic around and the soil moist. The spread of fungus is avoided by ventilating the root zone, and through the root zone. Also speeds up the transport of nutrients
6. falo ko chamakdaar banata hai aur pattiyo ka rang gehara hara hota hai





Full Stop

Full Stop

1. Fungal disease serious damage to almost all crops reaches. and adverse to the overall production make an impact
2. We bring you a very effective and 100% organic fungicide.

How to use Full Stop

Spraying 2 to 3 ml per liter (spray) Drip irrigation 250 ml/acre



Benefits of regular use of Full Stop

1. Protects crops from all types of fungal diseases
2. Its use in fungus-infested crops can eradicate the fungus. And the harvest goes to badges
3. Special protection against diseases like plant and rosemary mildew



Neem Shield

Neem Shield

Now let us understand how Neem Shield works from bed. After spraying, bitterness comes in the leaves and various parts of the plants/crop.

Whenever an insect tries to eat a leaf or a crop, it does not to eat it and runs away. Neem shield when penetrates inside insect body So he directly attack for their digestive action. As a result of which insect is unable to eat anything and gets destroyed by being hungry.

Neem shield damage the Reproduction ability of the insect causing female insect eggs do not depart and the crop of insect gets destroyed on sight

Neem Shield is very effective in different 300 types of diseases, mainly of which: Pink Bollworm, Mealy bug, Beet Armyworm, Aphids, White Fly, Cabbage Worm, Caterpillar, Nematodes, Moth Larvae, Mites, Japanese beetle, Are included. Mushroom Flies, Stem Borer.

What is the difference between a Neem Shield and a chemical insecticide?

Chemical insecticides are poisonous and deadly to humans and animals,

Whereas neem shield is fatal only for pests/diseases. The effect of chemical drugs is visible immediately, but hiccups/diseases within a few days

Again, they start destroying the Crop in the fields. On the contrary, the effect of Neem Shield increases gradually, but the disease/ It destroys the insect from the root. Chemical insecticides that destroy crops Insects as well as friend insects like bees and butterflies, earthworms all these

destroys. Due to which along with our agriculture, the important life chain of Shrestha is also may end. Unlike this, Neem Shield does not harm any friendly insect.

if we Farmer brother Talking about the cost, the chemical insecticide is much more expensive than Neem Shield. The biggest is that the constant use of chemical insecticides

causes cancer and lung disease. If you want a good health product by stopping it, then using neem shield is mandatory.

Avoid the ill effects of chemical farming and reduce the cost of pests. to get rid of the problem Neem shield is used by every farmer brothers should always do this is our humble request

How to use Neem Shield

Spray: 2 to 3 ml per liter (spray)


Drip Irrigation : 500 ml / acre



BOOM FLOWER

BOOM FLOWER+ :


If any plant takes 20 flowers, then many
Due to reasons only 8 to 9 flowers are able to transform into fruits.
Out of them only 5 to 6 fruits are healthy and ready to sell.
made of yah fal matlab From cloth to wheat, all the way for the money
The final output of the crop is approx.



How to use boom flower ?

Spraying : 5 grams per 15 liters of pump (spray)

Drip Irrigation : 100 gm/200 liter with water



Benefits of using Boom Flower:

Transformation of flowers into fruits using boom flower stem. It happens on a large scale. plus fruit/last excess Heavier and good quality turns out. As a result the farmer gets good income. As soon as it is sprayed, the withered plant/crop comes to life, We are fresh and move fast from all sides. There is a balanced development of roots and leaves and branches. Due to its continuous use, disease resistance power develops in plants. As a result, it becomes difficult to spot any disease or pest. To provide balanced growth to your plant/crop at a fast pace and prevent diseases. The use of boom flower is mandatory if a protective cover is to be provided from



Target

Target

1. All kinds of juice suckers destroys insects
2. Of all sucking insects
Very effective organic option to prevent onset



How to use target

For spraying 1 to 1.5 ml. per liter of water
(100 ml./100 liters of water)



Benefits of using target

1. Crop from all kinds of sucking insects protects
2. Quick elimination of all kinds of juice sucking insects helps in
3. Plants by forming a protective covering around the crops provides immunity
4. The target is completely organic and there is nothing on the trees. Does not leave chemical residue, as well as the final output near oriented agricultural commodities but very useful



Nutrimax

Nutrimax

Crops do not grow evenly in the fields
Growth of some crops and diseased crops
falls short. The main reason for this is the essential nutrients.
Irregular supply of elements and lack of water
which hinders the transport of nutrients. If you want to solve this problem, and
Want to increase your income. So Nutrimax
it is very important to use



How To Use Nutrimax

All vegetables, vernacular crops, cotton,
soybean, corn, wheat, rice fever,
Millet, all potato, count, sinner,
For grapes, pomegranate fruit orchards etc.

- Drip/ 500 ml. From Land/ Per acre
- Spraying 40 ml./15 lt. water pump

Benefits of continuous use of Nutrimax


1. Provides complete regularity to all crops.
all plants grow alike
2. Grow Moksha is enriched with nutrients of the highest quality.
Due to which the plants get the right amount from time to time, their growth
is rapid.
3. Along with the development of white stem, there was a need for micro-life
near Stem. There is a huge increase in numbers. Due to which the plants
are suffering from fungal diseases get refuge. There is a lot of communication
of nourishment by stem.
4. The pollen grains necessary for their reproduction are produced
in abundance.



Seed coat

Seed coat

1. germination is quick
2. waiting power increases
3. Insect borne fungal diseases are less



How to use seed coat ?

- Mix 100 gm. seed coat in 10 kg seeds



Benefits of crops by using seed coat

- Guaranteed rich production of best seeds
This is because with seed processing
Increases the germination capacity of seeds sown together.
The maximum number of seedlings converts
- high yields as well as high quality
Finish Guaranteed to Achieve Best Market Value

AGRO
ACHARYA
ORGANIC FERTILIZERS & FARMING



Marketed by :

KRS MULTIPRO PVT LTD

Plot No.2, 15/1, Main Mathura Road,

Near Sec-28, Metro Station, Metro

Pillar No. 599, FBD (HR) 121003

Web: www.krsmultipro.com

Email- info@krsmultipro.com

Toll Free- 18001205787